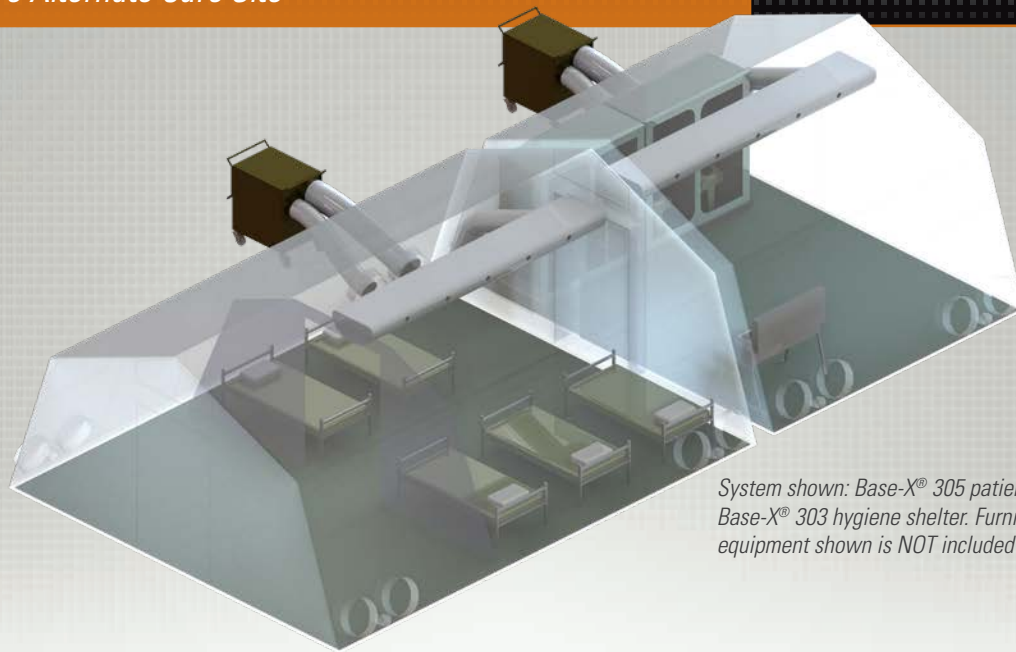


HDT MEDICAL SHELTER SYSTEM – PATIENT ISOLATION

Negative Pressure Alternate Care Site



System shown: Base-X[®] 305 patient shelter with optional Base-X[®] 303 hygiene shelter. Furniture and interior equipment shown is NOT included in the system.

The HDT Medical Shelter System for patient isolation is a complete, rapidly-deployed, mobile shelter system that provides effective airborne infection control and isolation. Featuring our world-standard Base-X[®] shelters, the system includes an EMAT-3T Bio Filter / Environmental Control Unit, HDT Ready-Fold Flooring and a radiant barrier blanket for additional energy-efficiency.

Shelter systems are available in two sizes. Each shelter features an anteroom for patient observation and as a caregiver changing area, as well as a customized air delivery plenum. An optional Base-X 303 shelter is available for use as a hygiene room.

Our HDT EMAT-3T Bio Filter / ECU uses HEPA filtration and ultraviolet germicidal irradiation to capture, contain and neutralize biological contaminants from inside the shelter. It also introduces clean, comfortable air into the shelter, even in harsh weather conditions.

The HDT Medical Shelter System for patient isolation is fully customizable with furniture, hygiene equipment, curtains, plumbing and other accessories for the. Ask your HDT sales representative for details.



Ready-Fold Flooring is a slat-based flooring system that can be set up or broken down rapidly and is easy to transport and store.


SYSTEM COMPONENTS

HDT Base-X 303 or 305 Shelter

- Interior clear span 18' (5.49 m) wide; 15' (4.57 m), 25' (7.62 m) or 35' (10.67 m) long.
- Integrated anteroom functions as a caregiver changing area, patient observation space or pressure control room.
- Thermal liner for added energy efficiency in extreme weather conditions.
- Modular – shelters can be added in-line for additional capacity or separate functions.
- Pre-installed electrical wiring and HVAC plenum.
- Ready-Fold rigid flooring for extra durability.
- Standard anchorage or optional hard ground anchorage.

EMAT-3T Unit (Integrated Bio-Filter and 3-ton ECU)

- Negative pressure medical isolation system that exceeds CDC guidelines for air changes per hour.
- HEPA filtration and ultraviolet irradiation capture, contain and neutralize biological contaminants.
- 36,000 BTU/H (10.55 kW) cooling capacity and 34,000 to 68,000 BTU/H heating capacity.
- All-weather durability.
- Adjustable air flow – 1,100 CFM (1,869 m³/h) max.



Base-X 303





Base-X 305



HDT MEDICAL SHELTER SYSTEM – PATIENT ISOLATION

Negative Pressure Alternate Care Site

ORDERING INFORMATION / SPECIFICATIONS

	BASE-X 303 	BASE-X 305 
Medical Shelter System – Patient Isolation Part Numbers		
Green	303 109-H028535GN	303 109-H028536GN
Tan	303 109-H028535TN	303 109-H028536TN
Grey	303 109-H028535GY	303 109-H028536GY
Interior Dimensions	18 x 15 ft (5.49 x 4.57 m)	18 x 25 ft (5.49 x 7.62 m)
Floor Area	270 ft ² (25.1 m ²)	450 ft ² (41.8 m ²)
Volume	1770 ft ³ (50.1 m ³)	2950 ft ³ (83.5 m ³)
EMAT-3T Environmental Control Unit		
Refrigerant	R410	
ECU Cooling Capacity	36,000 BTU/H	10.55 kW
Power		
Voltage	220/240VAC, single phase, 50/60Hz	
Air Flow	1,100 CFM maximum	1869 m ³ /h
Dimensions L x W x H	44.5" x 27.5" x 48"	113 x 69.9 x 121.9 cm
System Weight	466 lbs	211.4 kg
Materials		
Housing	16 gauge steel, welded seams, polyester, epoxy powder coating	
Frame	Steel	
Wheels	5" (12.7 cm) semi-pneumatic tires, front locking, 8" or 10" (20.3 cm or 25.4 cm) wheels optional	



OPTIONAL ITEMS

PASS-1600 Negative Pressure Blower		
HDT part number	402-H027609	
NSN	N/A	
On GSA Contract		
Refrigerant	R410	
ECU Cooling Capacity	36,000 BTU/H	10.55 kW
Power		
Voltage	220/240VAC, single phase, 50/60Hz	
Air Flow	1,100 CFM maximum	1869 m ³ /h
Dimensions L x W x H	44.5" x 27.5" x 48"	113 x 69.9 x 121.9 cm
System Weight	466 lbs	211.4 kg
Materials		
Housing	16 gauge steel, welded seams, polyester, epoxy powder coating	
Frame	Steel	
Wheels	5" (12.7 cm) semi-pneumatic tires, front locking, 8" or 10" (20.3 cm or 25.4 cm) wheels optional	

Staking / Anchoring Packs	HDT Part Number	Item Name
Water Logs	69KHTSA303 OD / TN / GY	Base-X 303 Hard Surface Water Anchor Pack, Olive / Tan / Grey
	69KHTSA305 OD / TN / GY	Base-X 305 Hard Surface Water Anchor Pack, Olive / Tan / Grey
Concrete	69KCA303	Base-X 303 Concrete Anchor Pack
	69KCA305	Base-X 305 Concrete Anchor Pack
Asphalt Add-on	69KCAAU303	Base-X 303 Concrete Anchor Asphalt Upgrade Pack
	69KCAAU305	Base-X 305 Concrete Anchor Asphalt Upgrade Pack
Asphalt Only	69KAA303	Base-X 303 Asphalt Anchor Pack
	69KAA305	Base-X 305 Asphalt Anchor Pack

REPLACEMENT PARTS

Ordering information	HDT Part Number
PASS-1600	402-H027609
EMAT-3T	604-H007117
HEPA Filter	402-H028320
UVC Bulb for PASS-1600, EMAT-3T and EMAT-5T (9 per)	402-H028321
Ballast for PASS-1600, EMAT-3T and EMAT-5T (9 per)	402-H028322

Toilet with Fresh Water and Holding Tanks

Products, product specifications and data are subject to change without notice to improve reliability, function, and/or design. Please contact Customer Service at 800.969.8527 for the most up-to-date product information.

HDT Expeditionary Systems, Inc.

30500 Aurora Road, Suite 100
Solon, OH 44139 USA
P 800.969.8527 / 216.HDT.6111
sales@hdtglobal.com