

INSTRUCTIONS

Use this document to perform an equipment check of your HDT MV60 Heater to identify any missing, damaged or worn parts and to ensure that your system is fully mission capable. Damaged parts can be ordered by NSN or through HDT's Aftermarket Program. Complete this checklist in accordance with the heater manual. If the manual is missing, you may download it for free at the HDT website. If you have any questions feel free to contact your HDT Field Service Representative or call HDT Global at 800-969-8527.

Date of Inspection: _____ Serial Number of Unit: _____


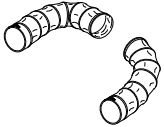

Build Date: _____ Hours of Use: _____ Initials of Inspector: _____

PREVENTATIVE MAINTENANCE CHECKS AND SERVICES (PMCS)

Perform the appropriate PMCS in accordance with the technical manual. Log any repair parts on the table below.

Mfg Part #	NSN	Cage Code	Description	Qty Required

COMPONENTS OF END ITEM (COEI)

Item	Mfg Part #	NSN	Cage Code	Description	Qty Required	Qty Present
	CAH-132	4520015269670	0WJE1	Stack Extension	1	
	CAH-1015	4720 01-579-6762	0WJE1	Duct 12" x 15'	2	
	CAH-134-1	5930015269742	0WJE1	Room Thermostat	1	

ADDITIONAL AUTHORIZED ITEMS

Additional items you are authorized for the support of the MV60.

Mfg Part #	NSN	Cage Code	Description	Qty Required	Qty Present
CAH-150		0WJE1	12" Outlet Duct "Y" Adapter		
CAH-151		0WJE1	12" Inlet Duct "Y" Adapter		
CAH-1015-INS		0WJE1	Insulated Duct 12" x 15'		
WLK-900		0WJE1	Wheel Kit		

ACCESSORIES AND KITS

Additional items you are authorized for the support of the MV60.

Mfg Part #	NSN	Cage Code	Description	Qty Required	Qty Present
CAH-1081	4520015784117	0WJE1	MV Series Spares Kit	1	
15238	N/A	0WJE1	CO Detector	1	
54519-SV-GRN or -TAN	N/A	0WJE1	Service Kit, Comb Control Upgrade	1	
WLK-900	N/A	0WJE1	Wheel Kit	1	